

# ASHBURTON NAMIBIA EQUITY FUND

Fund fact sheet as at 31 March 2020



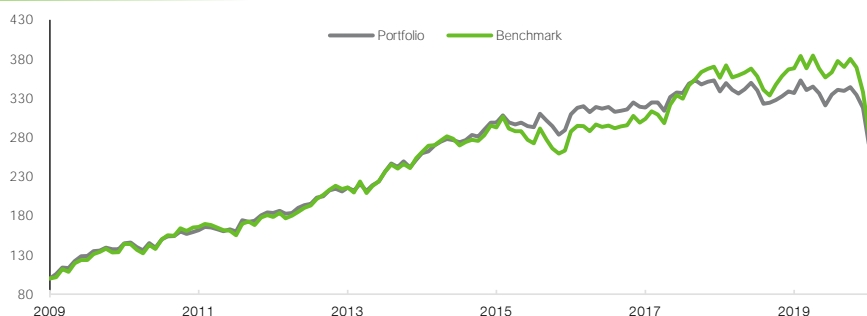
## Investment objectives and strategy

The Ashburton Namibia Equity Fund is an actively managed equity fund which is designed to achieve capital growth in the long term. The fund aims to provide the investor with an easy, efficient and affordable vehicle for investing in shares on the Namibian Stock Exchange and Johannesburg Securities Exchange. The Fund manager is, however, also permitted to invest in fixed income securities and offshore investments as allowed by legislation. Equity investments are typically volatile by nature and subject to potential capital loss.

## Investor profile

This fund is suited for long-term investors seeking exposure to the equity market to achieve long-term capital growth and who can tolerate investment volatility in the short to medium term.

## Performance and statistics



Performance is calculated net of a portfolio management fee. Varying market conditions, timing of portfolio changes and the level of client discretion may result in some variance between actual and model portfolio performance.

### Performance (%)

Growth (%)	Portfolio	Benchmark
YTD	-21.06	-24.56
1 month	-14.51	-15.15
3 months	-21.06	-24.56
6 months	-18.77	-21.02
1 year*	-19.29	-22.07
3 year*	-4.86	-1.74
Since inception*	10.84	11.98

\* Returns include reinvestment of distributions and are net of fees.

\* Returns longer than 12 months have been annualised.

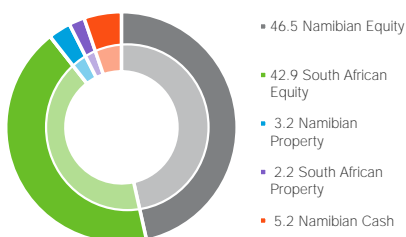
### Fixed vs. Floating (%)

Floating Instruments	94.76
Fixed Instruments	5.24

### Jurisdiction (%)

Namibia	54.90
South Africa	45.10

### Asset Allocation (%)



### Top 10 Holdings (%)

Ashburton Equity Fund	42.91
Namibia Breweries Namibia	8.99
FNB Namibia Holdings Limited	7.87
Capricorn Investment Grp	7.31
Anglo American Plc Namibia	6.82
Cash	5.24
Standard Bank Group Namibia	3.79
Sanlam Limited Namibia	3.78
Mediclinic Internat Plc	3.21
Shoprite Holdings Limited Namibia	3.20

### Disclaimer and fees

Collective Investment Schemes in Securities (unit trusts) are generally medium to long term investments. The value of participatory interests (units) may go down as well as up and past performance is not necessarily a guide to the future. Unit Trust prices are calculated on a net asset value basis, which is the total capital value invested including any income accrual and less any permissible deductions from the portfolio divided by the number of units in issue. Income accruals are made daily and paid out bi-annually. Purchase and repurchase requests may be received by the manager by 10h00 each business day. Permissible deductions may include management fees, brokerage, NAMFISA levies, auditor's fees, bank charges, trustee fees and RSC levies. A schedule of fees and charges is available on request from Ashburton Unit Trust Management Company Ltd (89/485). Commission and incentives may be paid and if so, would be included in the overall costs.

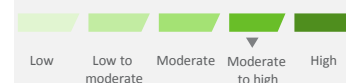
Source: Ashburton Investments, Profile Data, Morningstar

A subsidiary of FirstRand Namibia Limited  
 Ashburton Unit Trust Management Company Limited (Reg No 89/485)  
 Directors S H Moir \* (Chairman), J H Hamman \*, O L P Capelao, J S Mwatotele, A M Rowles \* Company Secretary: H Kashimbonde

\* South African with Namibian Permanent Residence

## Key facts

### Risk profile



### General information

<b>Fund Classification</b>	General Equity
<b>Launch date</b>	01 March 1997
<b>Fund Size</b>	N\$ 20.00 m
<b>Units In Issue</b>	3.254 m
<b>Minimum Investment</b>	N\$ 75,000
<b>Minimum Balance</b>	N\$ 75,000
<b>Benchmark</b>	65% CAPI; 35% NSX Index
<b>Domicile</b>	Namibia
<b>Reporting currency</b>	Namibian Dollar
<b>Pricing</b>	Daily
<b>Income distributions</b>	Bi-annually
<b>JSE code</b>	MTNM
<b>ISIN</b>	ZAE000020483
<b>Management Company</b>	Ashburton Unit Trust Management Company LTD
<b>Fund Managers address</b>	Ashburton Investments, 4 Merchant Place, Sandton, South Africa
<b>Trustee address</b>	Standard Bank Nominees Standard Bank Centre c/o Werner List & Post Street Windhoek
<b>Fund Manager(s)</b>	Nick Crail
<b>Fee structure (%)</b>	<b>Highest fee class</b>
Initial fee	0.00%
Annual Management fee	1.00%
Total expense ratio (TER)	1.22%
Total investment charges (TIC)	1.22%

### Contact us

Please speak to our financial advisors or contact us for more information:

Tel: +27 (0) 860 000 339

Email: ashburtonquery@investoradmin.co.za

Website: www.ashburtoninvestments.com