



**FNB**  
Namibia Unit Trusts

**m**omentum

## **FNB Namibia Unit Trusts**

Fund Fact sheets

31 March 2013

FNB Namibia Unit Trusts - General Equity Fund

FNB Namibia Unit Trusts - Income Fund

FNB Namibia Unit Trusts - Money Market Fund

FNB Namibia Unit Trusts - Institutional MM Fund

---



**FNB Namibia Unit Trusts – General Equity Fund**

**MONTHLY FEEDBACK - 31 March 2013**

**Portfolio Objective**

The fund aims to provide the investor with an easy, efficient and affordable vehicle for investing in shares on the Namibian Stock Exchange and Johannesburg Securities Exchange. The medium to long term goal is to provide superior returns while also containing the risks associated with Equity investments. This is achieved by investing in a broadly diversified portfolio and by active management. The fund will manage exposure to the market in general and to sectors in particular to achieve lower volatility of returns. Our stance within portfolios is defensive, preferring to invest in companies whose fundamental valuation remains compelling irrespective of the economic outlook and outcome. We believe this is prudent given heightened uncertainty.

**Investable Universe of Portfolio**

In order to achieve this objective, the securities normally to be included in the FNB Namibia Unit Trusts General Equity Fund is will comprise a combination of financially sound ordinary shares and fixed income securities. The manager will be permitted to invest on behalf of the FNB Namibia Unit Trusts General Equity Fund in offshore investments as permitted by legislation.

**Portfolio Data**

<b>Portfolio Benchmark</b>	90% FTSE/JSE All Share 10% Overnight Call Deposits
<b>Portfolio Size</b>	N\$ 17.91 million
<b>Portfolio Manager</b>	Fungai Tarirah
<b>Inception Date</b>	01 October 2006
<b>Distribution Frequency</b>	Bi-annually (June and Dec.)
<b>Initial Management Fee</b>	5.00% (incl. VAT)
<b>Annual Management Fee</b>	1.00% (excl. VAT)
<b>Minimum Investment:</b>	Lump Sum: N\$ 500 Monthly: N\$ 100
<b>Contact Details</b>	4th Floor, Millennium Building Cnr Dr AB May and Robert Mugabe Street Windhoek, Namibia Tel: 09264 61 299 8001/8 Fax: 09264 61 299 8040

**Price History (cents)**

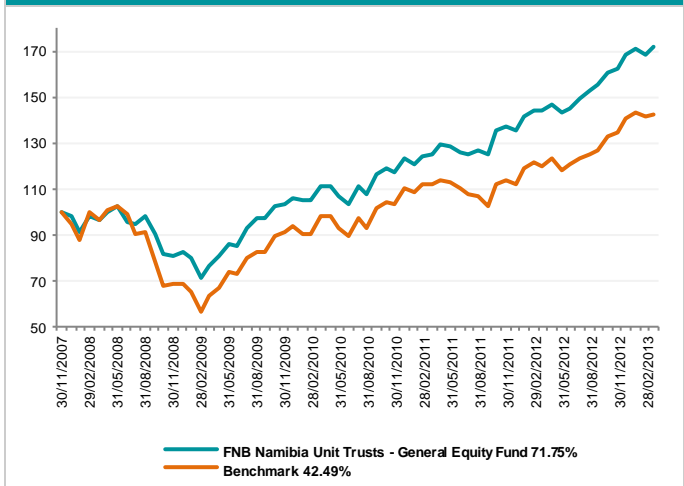
	31/12/2012	31/01/2013	28/02/2013	31/03/2013
<b>NAV</b>	551.246	549.101	540.125	<b>551.811</b>

**Distribution to Investors (CPU) \*\***

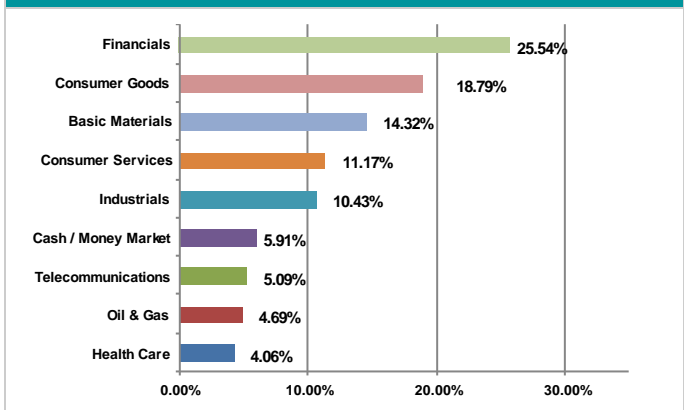
	Jun '11	Dec'11	Jun'12	Dec'12
<b>Dividend</b>	11.430	5.781	7.088	<b>7.684</b>
<b>Interest</b>	0.971	1.013	0.840	<b>0.562</b>
<b>Distribution</b>	12.401	6.794	7.928	<b>8.246</b>

\*\*Distributions take place semi-annually (June and December)

**Cumulative Performance (30 November 2007 to 31 March 2013)**



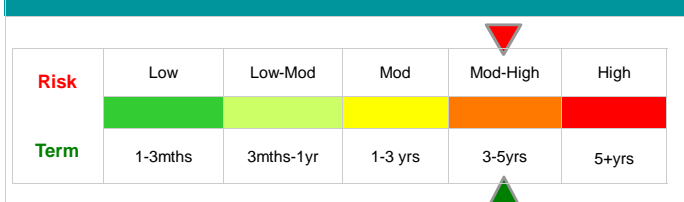
**Asset Allocation as at 31 March 2013**



**Top Holdings (%)**

Standard Bank Group Ltd	4.78	Naspers Ltd -N-	4.46
FirstRand Ltd	4.78	British American Tob PLC	4.40
BHP Billiton Plc	4.75	FNB Namibia Holdings Ltd	4.23
Sasol Ltd	4.69	Bidvest Namibia Ltd	4.22
SABMiller Plc	4.57	Anglo American PLC Namib	4.13

**Risk Classification**





**FNB Namibia Unit Trusts – Income Fund**

**MONTHLY FEEDBACK - 31 March 2013**

**Portfolio Objective**

The FNB Namibia Unit Trusts Income Fund aims to achieve the highest level of income consistent with low risk. The portfolio will be measured against the Alexander Forbes STEFI composite.

**Investable Universe of Portfolio**

In order to achieve this objective, the portfolio may invest in domestic and South African cash and money market instruments issued by the banks, government, parastatals and corporates. The investment manager is mandated to invest in a fully discretionary fixed income portfolio managed according to the manager's best investment view taking active decisions on duration, yield curve shape and credit exposure.

**Portfolio Data**

<b>Portfolio Benchmark</b>	STEFI Composite
<b>Portfolio Size</b>	N\$ 126.95 million
<b>Portfolio Manager</b>	Conrad Wood
<b>Inception Date</b>	01 October 2006
<b>Distribution Frequency</b>	Quarterly (March, June, September and December)
<b>Initial Management Fee</b>	0.75% (incl. VAT)
<b>Annual Management Fee</b>	0.75% (excl. VAT)
<b>Minimum Investment</b>	Lump Sum: N\$ 500 Monthly: N\$ 150
<b>Contact Details</b>	4th Floor, Millennium Building Cnr Dr AB May and Robert Mugabe Street Windhoek, Namibia Tel: 09264 61 299 8001/8 Fax: 09264 61 299 8040

**Price History (cents)**

	31/12/2012	31/01/2013	28/02/2013	<b>31/03/2013</b>
<b>NAV</b>	105.449	104.266	104.778	<b>105.186</b>

**Distribution to Investors (CPU) \*\***

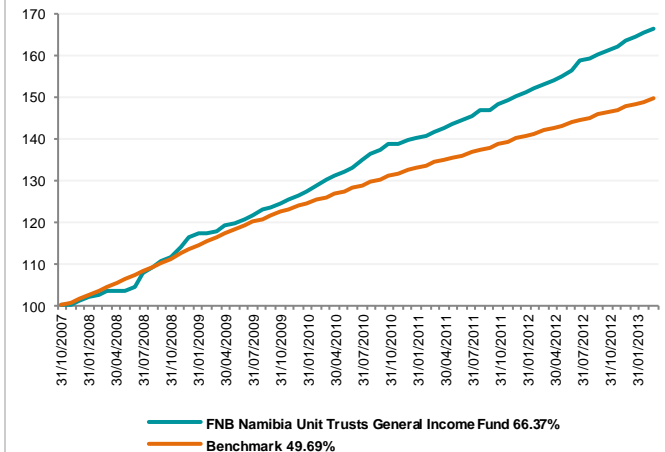
	Jun '12	Sep '12	Dec '12	<b>Mar '13</b>
<b>Dividend</b>	—	—	—	—
<b>Interest</b>	1.555	1.527	1.475	<b>1.404</b>
<b>Distribution</b>	1.555	1.527	1.475	<b>1.404</b>

\*\*Distributions take place quarterly (March, June, September and December)

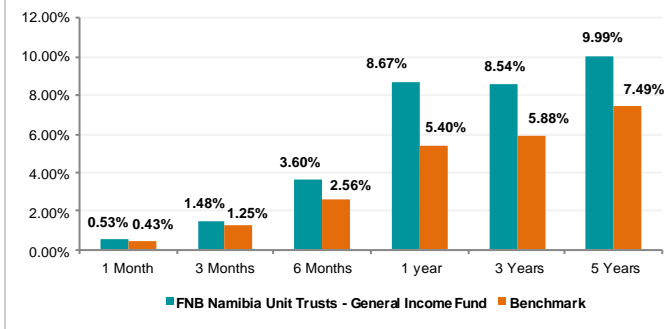
**Modified Duration**

The FNB Namibia Unit Trusts Income Fund has a modified duration of 2.03 which means the fund will move 2.03% for a 1% move in interest rates.

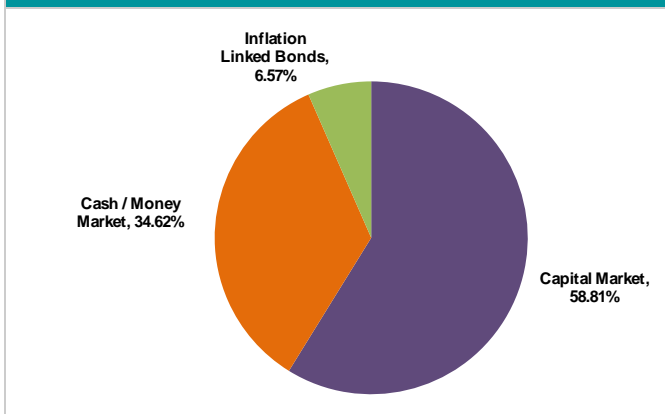
**Cumulative Performance (30 November 2007 to 31 March 2013)**




**Performance Summary as at 31 March 2013**



**Portfolio Allocation as at 31 March 2013**



**Risk Classification**





**FNB Namibia Unit Trusts – Money Market Fund**

**MONTHLY FEEDBACK - 31 March 2013**

**Portfolio Objective**

The FNB Namibia Unit Trusts Money Market Fund aims to have capital security and liquidity as its primary objectives. The portfolio aims to outperform the benchmark over a rolling on-year period.

**Investable Universe of Portfolio**

The portfolio can invest in South African and Namibian cash and fixed interest instruments issued by the banks, government, parastatals, corporates and other structured finance special purpose vehicles (SPVs).

**Portfolio Data**

<b>Portfolio Benchmark</b>	65% Stefi 35% IJG Namibia Money Market Index
<b>Portfolio Size</b>	N\$ 1.56 billion
<b>Portfolio Manager</b>	Conrad Wood
<b>Inception Date</b>	01 June 2010
<b>Distribution Frequency</b>	Monthly
<b>Initial Management Fee</b>	0.50% (incl. VAT)
<b>Annual Management Fee</b>	0.60% (excl. VAT)
<b>Minimum Investment:</b>	Lump Sum: N\$ 500 Monthly: N\$ 100
<b>Contact Details</b>	4th Floor, Millennium Building Cnr Dr AB May and Robert Mugabe Street Windhoek, Namibia Tel: 09264 61 299 8001/8 Fax: 09264 61 299 8040

**Yield History as at 31 March 2013 ##**

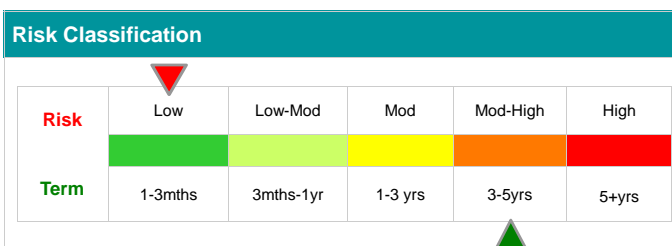
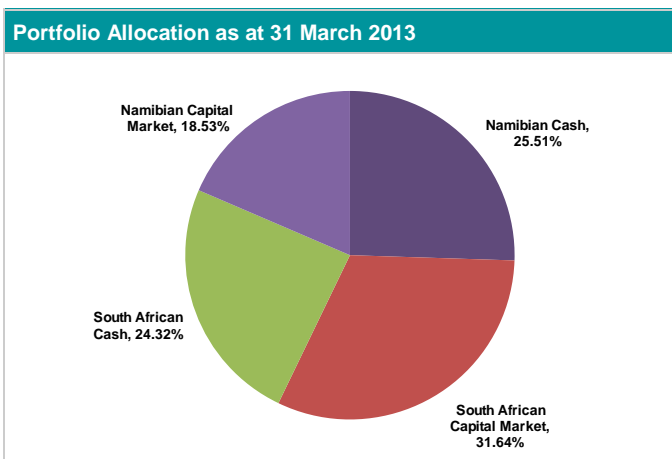
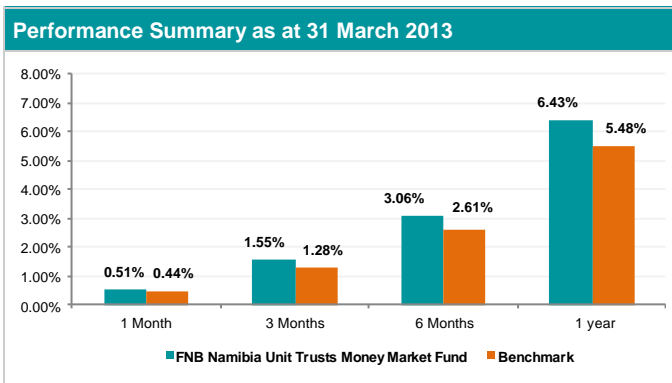
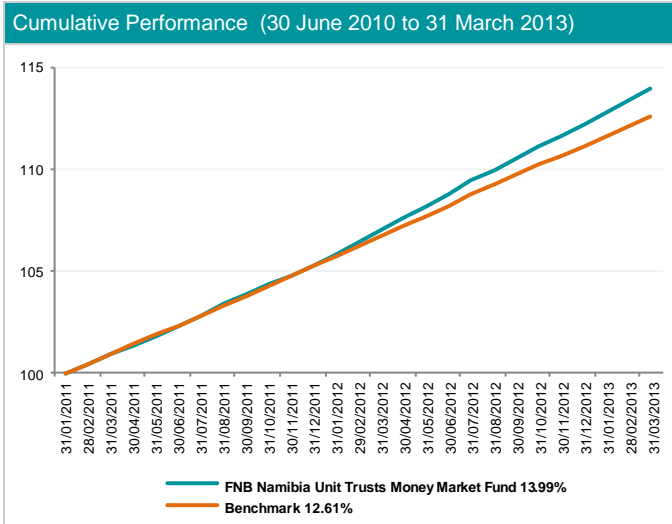
	31/12/2012	31/01/2013	28/02/2013	31/03/2013
<b>Yield</b>	5.43	5.48	5.42	<b>5.56</b>

##Effective Yield After Fees

**Distribution to Investors (CPU) \*\***

	Dec '12	Jan '13	Feb '13	Mar '13
<b>Dividend</b>	—	—	—	—
<b>Interest</b>	0.449	0.455	0.413	<b>0.456</b>
<b>Distribution</b>	0.449	0.455	0.413	<b>0.456</b>

\*\*Distributions take place monthly





**FNB Namibia Unit Trusts – Institutional MM Fund**

**MONTHLY FEEDBACK - 31 March 2013**

**Portfolio Objective**

To outperform the income yield available on money market call accounts by investing in interest-bearing securities and other short-term money market instruments, with a maturity less than 12 months.

**Investable Universe of Portfolio**

The portfolio can invest in South African and Namibian cash and fixed interest instruments issued by the banks, government, parastatals, corporates and other structured finance special purpose vehicles (SPVs).

**Portfolio Data**

<b>Portfolio Benchmark</b>	65% Stefi 35% IJG Namibia Money Market Index
<b>Portfolio Size</b>	N\$ 113.71 million
<b>Portfolio Manager</b>	Conrad Wood
<b>Inception Date</b>	01 July 2010
<b>Distribution Frequency</b>	Monthly
<b>Initial Management Fee</b>	0.20% (incl. VAT)
<b>Annual Management Fee</b>	0.50% (excl. VAT)
<b>Minimum Investment:</b>	Lump Sum: N\$ 10 000 Monthly: N\$ 2 000
<b>Contact Details</b>	4th Floor, Millennium Building Cnr Dr AB May and Robert Mugabe Street Windhoek, Namibia Tel: 09264 61 299 8001/8 Fax: 09264 61 299 8040

**Yield History as at 31 March 2013 ##**

	31/12/2012	31/01/2013	28/02/2013	31/03/2013
<b>Yield</b>	4.99	5.29	5.61	<b>6.00</b>

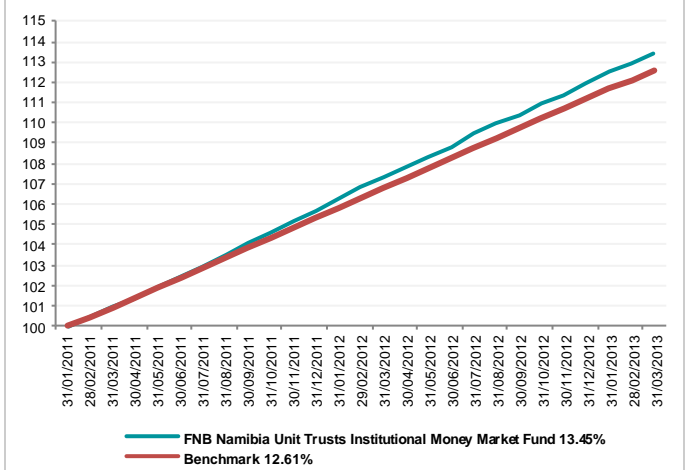
##Effective Yield After Fees

**Distribution to Investors (CPU) \*\***

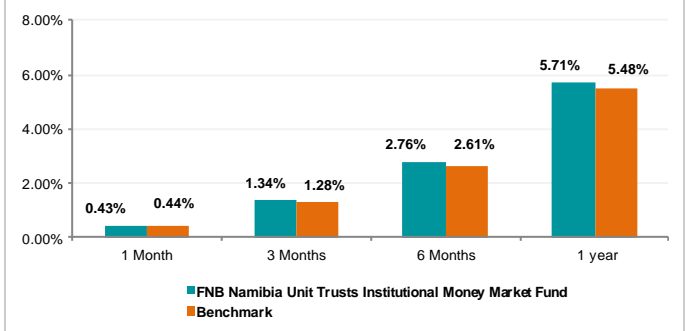
	Dec'12	Jan'13	Feb'13	Mar'13
<b>Dividend</b>	0.382	0.502	0.372	<b>0.378</b>
<b>Interest</b>	0.019	0.007	—	—
<b>Distribution</b>	0.401	0.509	0.372	<b>0.378</b>

\*\*Distributions take place monthly

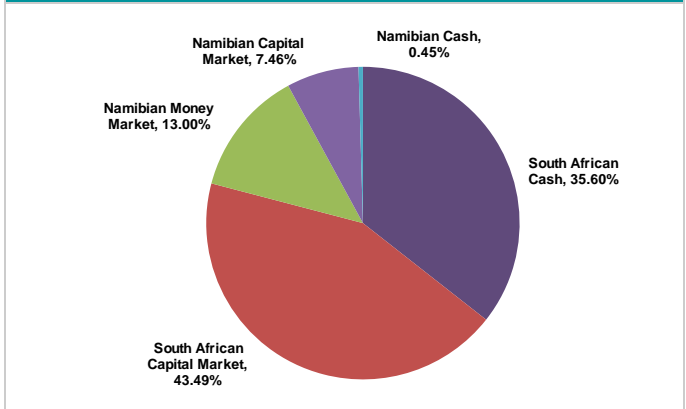
**Cumulative Performance (31 January 2011 to 31 March 2013)**



**Performance Summary as at 31 March 2013**



**Portfolio Allocation as at 31 March 2013**



**Risk Classification**

