



FNB
Namibia Unit Trusts

momentum

FNB Namibia Unit Trusts

Fund Fact sheets

31 January 2013

FNB Namibia Unit Trusts - General Equity Fund

FNB Namibia Unit Trusts - Income Fund

FNB Namibia Unit Trusts - Money Market Fund

FNB Namibia Unit Trusts - Institutional MM Fund



FNB Namibia Unit Trusts – General Equity Fund

MONTHLY FEEDBACK - 31 January 2013

Portfolio Objective

The fund aims to provide the investor with an easy, efficient and affordable vehicle for investing in shares on the Namibian Stock Exchange and Johannesburg Securities Exchange. The medium to long term goal is to provide superior returns while also containing the risks associated with Equity investments. This is achieved by investing in a broadly diversified portfolio and by active management. The fund will manage exposure to the market in general and to sectors in particular to achieve lower volatility of returns. Our stance within portfolios is defensive, preferring to invest in companies whose fundamental valuation remains compelling irrespective of the economic outlook and outcome. We believe this is prudent given heightened uncertainty.

Investable Universe of Portfolio

In order to achieve this objective, the securities normally to be included in the FNB Namibia Unit Trusts General Equity Fund is will comprise a combination of financially sound ordinary shares and fixed income securities. The manager will be permitted to invest on behalf of the FNB Namibia Unit Trusts General Equity Fund in offshore investments as permitted by legislation.

Portfolio Data

Portfolio Benchmark	90% FTSE/JSE All Share 10% Overnight Call Deposits
Portfolio Size	N\$ 16.75 million
Portfolio Manager	Fungai Tarirah
Inception Date	01 February 1997
Distribution Frequency	Bi-annually (June and Dec.)
Initial Management Fee	5.00% (incl. VAT)
Annual Management Fee	1.00% (excl. VAT)
Minimum Investment:	Lump Sum: N\$ 500 Monthly: N\$ 100
Contact Details	4th Floor, Millennium Building Cnr Dr AB May and Robert Mugabe Street Windhoek, Namibia Tel: 09264 61 299 8001/8 Fax: 09264 61 299 8040

Price History (cents)

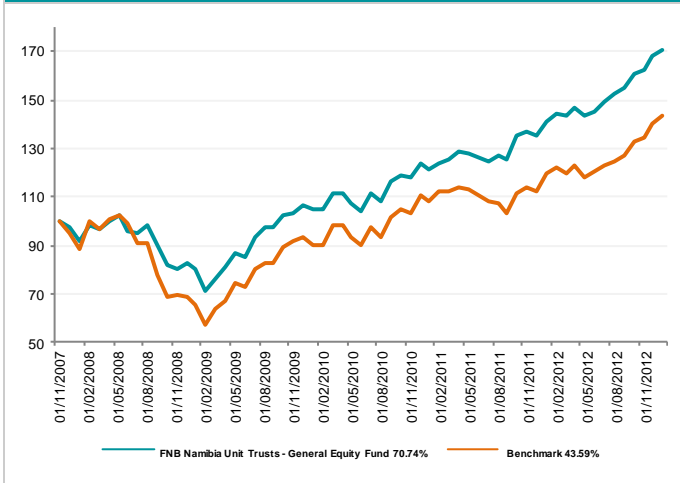
	31/10/2012	30/11/2012	31/12/2012	31/01/2013
NAV	527.454	532.210	551.246	549.101

Distribution to Investors (CPU) **

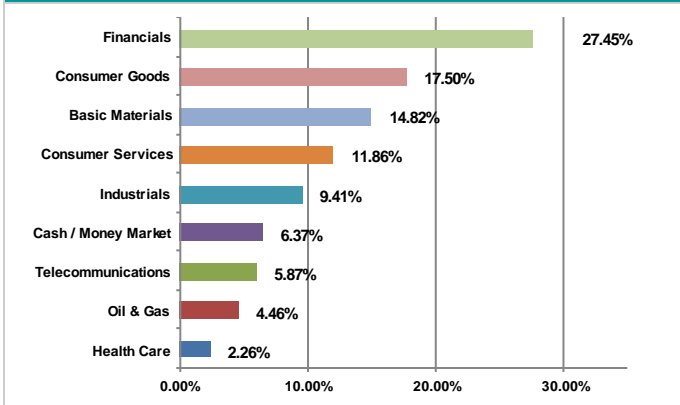
	Jun '11	Dec'11	Jun'12	Dec'12
Dividend	11.430	5.781	7.088	7.684
Interest	0.971	1.013	0.840	0.562
Distribution	12.401	6.794	7.928	8.246

**Distributions take place semi-annually (June and December)

Cumulative Performance (30 November 2007 to 31 January 2013)



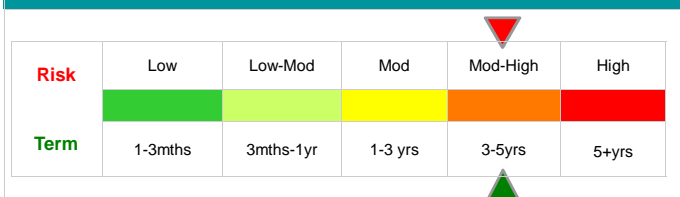
Asset Allocation as at 31 January 2013



Top Holdings (%)

BHP Billiton Plc	4.83	Namibian Breweries Ltd	4.27
Naspers Ltd -N-	4.82	FNB Namibia Holdings Ltd	4.19
Anglo American PLC Namib	4.81	British American Tob PLC	4.16
MTN Group	4.74	Standard Bank Group Ltd	4.15
Sasol Ltd	4.43	FirstRand Ltd	4.10

Risk Classification





FNB Namibia Unit Trusts – Income Fund

MONTHLY FEEDBACK - 31 January 2013

Portfolio Objective

The FNB Namibia Unit Trusts Income Fund aims to achieve the highest level of income consistent with low risk. The portfolio will be measured against the Alexander Forbes STEFI composite.

Investable Universe of Portfolio

In order to achieve this objective, the portfolio may invest in domestic and South African cash and money market instruments issued by the banks, government, parastatals and corporates. The investment manager is mandated to invest in a fully discretionary fixed income portfolio managed according to the manager's best investment view taking active decisions on duration, yield curve shape and credit exposure.

Portfolio Data

Portfolio Benchmark	STEFI
Portfolio Size	N\$ 127.09 million
Portfolio Manager	Conrad Wood
Inception Date	01 February 2002
Distribution Frequency	Quarterly (March, June, September and December)
Initial Management Fee	0.75% (incl. VAT)
Annual Management Fee	0.75% (excl. VAT)
Minimum Investment	Lump Sum: N\$ 500 Monthly: N\$ 150
Contact Details	4th Floor, Millennium Building Cnr Dr AB May and Robert Mugabe Street Windhoek, Namibia Tel: 09264 61 299 8001/8 Fax: 09264 61 299 8040

Price History (cents)

	31/10/2012	30/11/2012	31/12/2012	31/01/2013
NAV	103.763	104.441	105.449	104.266

Distribution to Investors (CPU) **

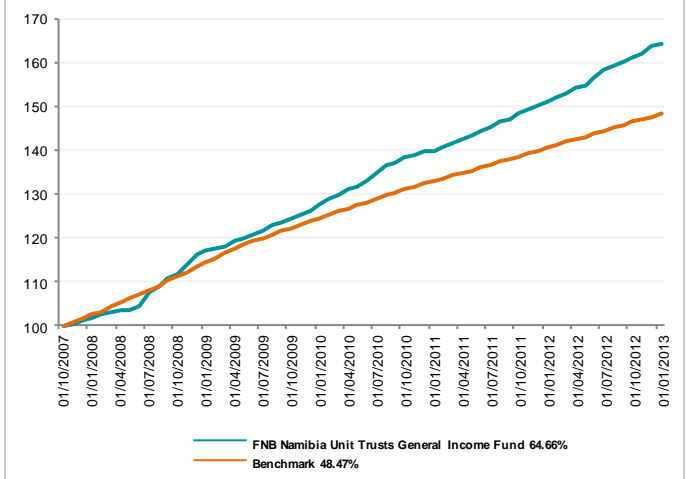
	Mar '12	Jun '12	Sep '12	Dec '12
Dividend	—	—	—	—
Interest	1.539	1.555	1.527	1.475
Distribution	1.539	1.555	1.527	1.475

**Distributions take place quarterly (March, June, September and December)

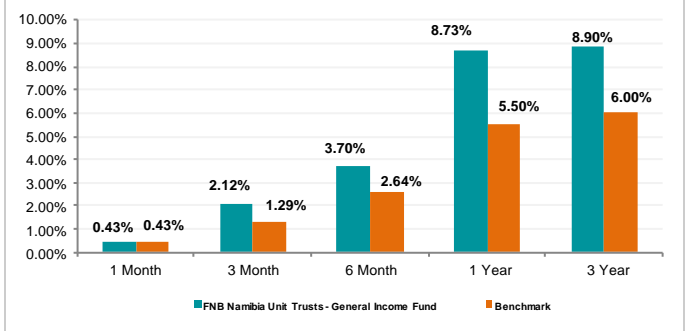
Modified Duration

The FNB Namibia Unit Trusts Income Fund has a modified duration of 2.03 which means the fund will move 2.03% for a 1% move in interest rates.

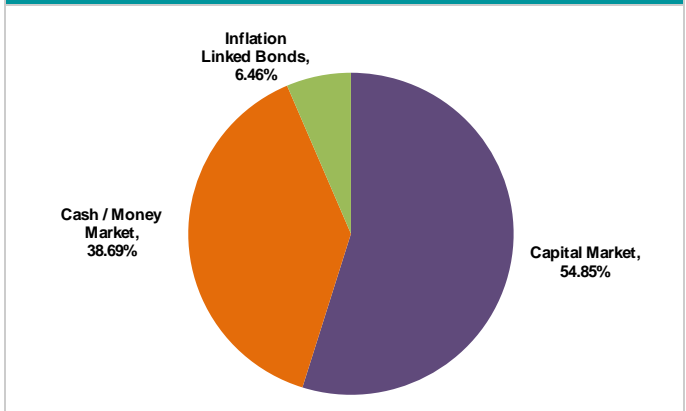
Cumulative Performance (30 November 2007 to 31 January 2013)




Performance Summary as at 31 January 2013



Portfolio Allocation as at 31 January 2013



Risk Classification





FNB Namibia Unit Trusts – Money Market Fund

MONTHLY FEEDBACK - 31 January 2013

Portfolio Objective

The FNB Namibia Unit Trusts Money Market Fund aims to have capital security and liquidity as its primary objectives. The portfolio aims to outperform the benchmark over a rolling on-year period.

Investable Universe of Portfolio

The portfolio can invest in South African and Namibian cash and fixed interest instruments issued by the banks, government, parastatals, corporates and other structured finance special purpose vehicles (SPVs).

Portfolio Data

Portfolio Benchmark	65% Stefi 35% IJG Namibia Money Market Index
Portfolio Size	N\$ 1.56 billion
Portfolio Manager	Conrad Wood
Inception Date	01 February 2003
Distribution Frequency	Monthly
Initial Management Fee	0.50% (incl. VAT)
Annual Management Fee	0.60% (excl. VAT)
Minimum Investment:	Lump Sum: N\$ 500 Monthly: N\$ 100
Contact Details	4th Floor, Millennium Building Cnr Dr AB May and Robert Mugabe Street Windhoek, Namibia Tel: 09264 61 299 8001/8 Fax: 09264 61 299 8040

Yield History as at 31 January 2013 ##

	31/10/2012	30/11/2012	31/12/2012	31/01/2013
Yield	4.54	5.51	5.43	5.48

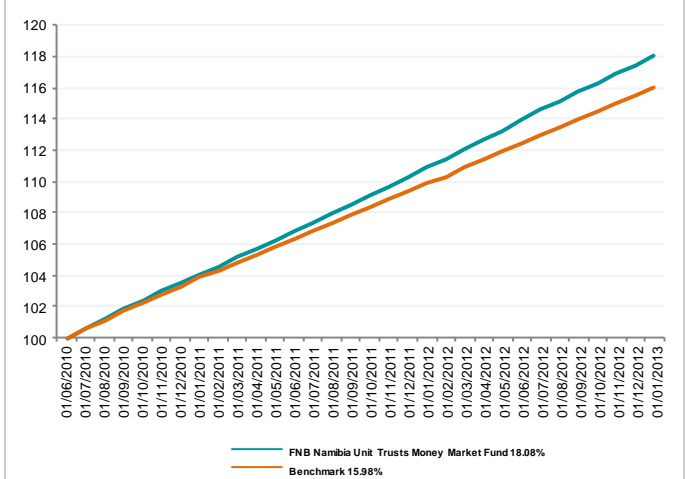
##Effective Yield After Fees

Distribution to Investors (CPU) **

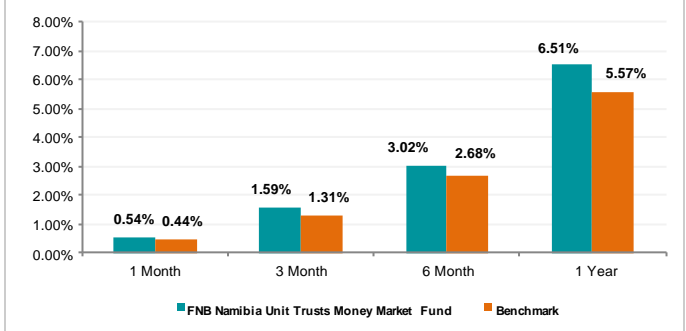
	Oct '12	Nov '12	Dec '12	Jan '13
Dividend	—	—	—	—
Interest	0.419	0.434	0.449	0.455
Distribution	0.419	0.434	0.449	0.455

**Distributions take place monthly

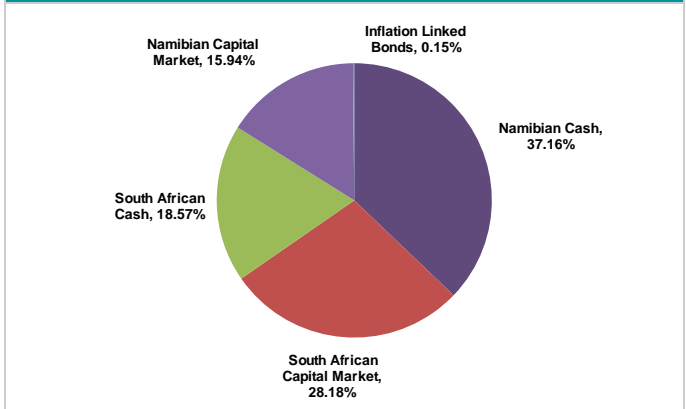
Cumulative Performance (30 June 2010 to 31 January 2013)



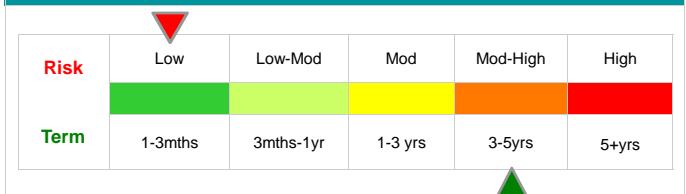
Performance Summary as at 31 January 2013



Portfolio Allocation as at 31 January 2013



Risk Classification





FNB Namibia Unit Trusts – Institutional MM Fund

MONTHLY FEEDBACK - 31 January 2013

Portfolio Objective

To outperform the income yield available on money market call accounts by investing in interest-bearing securities and other short-term money market instruments, with a maturity less than 12 months.

Investable Universe of Portfolio

The portfolio can invest in South African and Namibian cash and fixed interest instruments issued by the banks, government, parastatals, corporates and other structured finance special purpose vehicles (SPVs).

Portfolio Data

Portfolio Benchmark	65% Stefi 35% IJG Namibia Money Market Index
Portfolio Size	N\$ 141.28 million
Portfolio Manager	Conrad Wood
Inception Date	01 May 2010
Distribution Frequency	Monthly
Initial Management Fee	0.20% (incl. VAT)
Annual Management Fee	0.50% (excl. VAT)
Minimum Investment:	Lump Sum: N\$ 10 000 Monthly: N\$ 2 000
Contact Details	4th Floor, Millennium Building Cnr Dr AB May and Robert Mugabe Street Windhoek, Namibia Tel: 09264 61 299 8001/8 Fax: 09264 61 299 8040

Yield History as at 31 January 2013 ##

	31/10/2012	30/11/2012	31/12/2012	31/01/2013
Yield	4.69	3.87	4.99	5.29

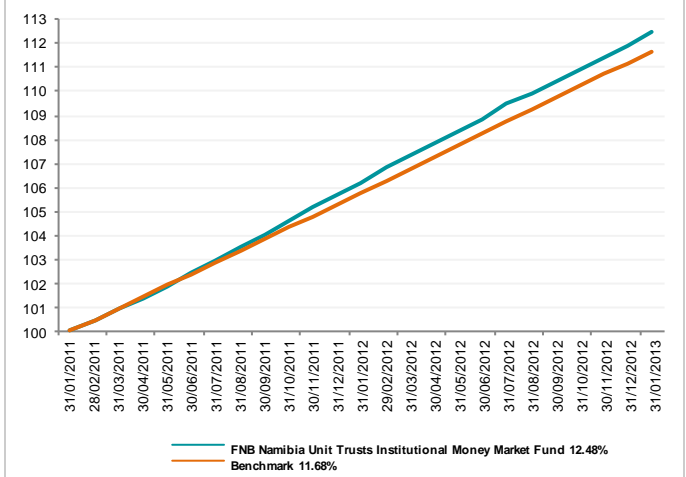
##Effective Yield After Fees

Distribution to Investors (CPU) **

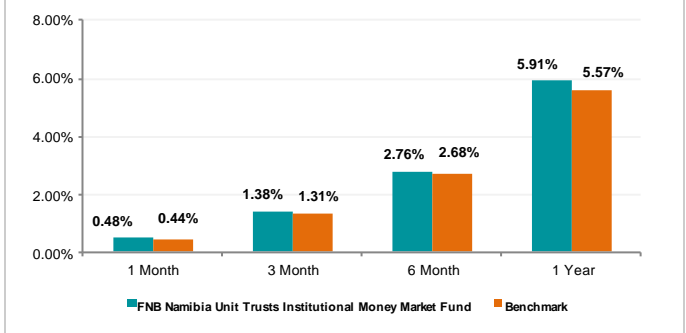
	Oct'12	Nov'12	Dec'12	Jan'13
Dividend	0.410	0.418	0.382	0.502
Interest	0.002	—	0.019	0.007
Distribution	0.412	0.418	0.401	0.509

**Distributions take place monthly

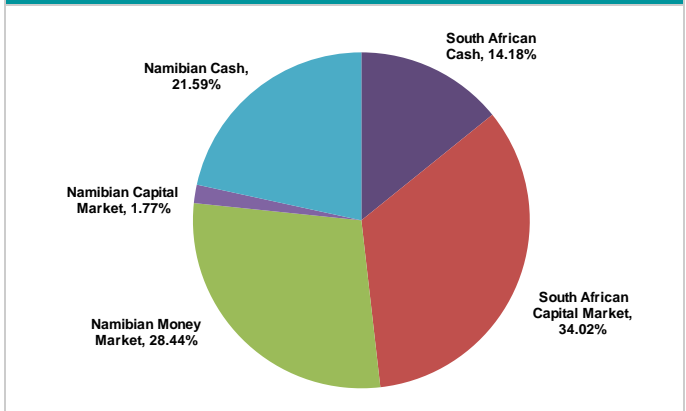
Cumulative Performance (31 January 2011 to 31 January 2013)



Performance Summary as at 31 January 2013



Portfolio Allocation as at 31 January 2013



Risk Classification

