

FNB Namibia Unit Trusts

Money Market Fund



FNB
First National Bank

how can we help you?

Portfolio facts

Launch Date:	3 February 2003
Benchmark:	65% STeFI; 35% IJG Namibia Money Market Index
Portfolio size:	N\$ 1.74 billion
Portfolio Manager:	Ashburton Investments
Annual Management Fee	0.60% p.a. (excl.VAT)
Minimum Investment:	Lump Sum: N\$ 10 000 Additional Lump Sum: N\$ 1 000 Monthly: N\$ 500

Price history (cpu)

	NAV
30/09/2017	100.00
31/08/2017	100.00
31/07/2017	100.00
30/06/2017	100.00
31/05/2017	100.00
30/04/2017	100.00
31/03/2017	100.00
28/02/2017	100.00
31/10/2016	100.00

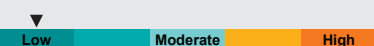
Fees

Investment Management Charges	
Asset Management Fee	0.60%
TER	0.60%
Transaction Costs ¹	0.00%
Total Investment Charges	0.60%
Advice Fee ²	N/A

All figures quoted above INCLUDE VAT

- Fund, Transaction costs and TER of Underlying Funds reflected above are an estimate due to the fund and components of the underlying funds being in a startup phase
- Initial and/or ongoing Advice Fees may differ from person to person and are agreed upon by the advisor and client and will be provided in your quote, application and statement. This fee is facilitated by the platform

Risk indicator



For more information

1st Floor, @Parkside, 130 Independence Avenue, Windhoek, Namibia

Telephone: +264 (0)61 299 8001/8

Website: www.fnbnamibia.com.na

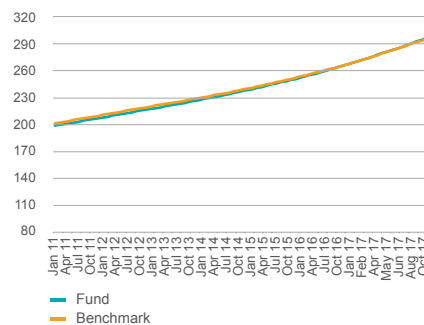
Investment objective

The FNB Namibia Unit Trusts Money Market Fund aims to have capital security and liquidity as its primary objectives. The portfolio aims to outperform the benchmark over a rolling on-year period.

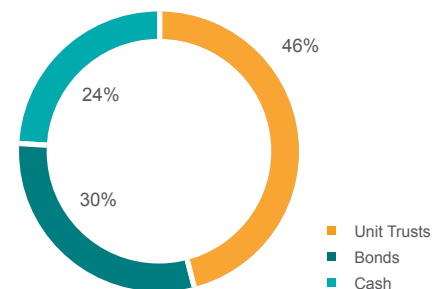
Investment strategy

The portfolio will invest a minimum of 35% of the portfolio in Namibian assets with the remaining assets, up to 65%, to be invested in the other Common Monetary Area (CMA) and the maximum allowable offshore.

Inception cumulative performance graph based to 100



Asset allocation (%)



Culmulative performance (%)

	YTD	1 month	3 months	6 months	1 year	3 years	5 years	Launch
Fund	6.75	0.65	1.98	4.07	8.14	7.53	6.83	7.7
Benchmark	6.52	0.63	1.9	3.88	7.86	7.18	6.5	7.69

Top holdings (%)

	Percentage
POINTBREAK INST MM FUND	30.51
STANLIB CORP MONEY MARKET FD B3	5.29
ASHBURTON MONEY MARKET FUND B4	3.51
SBKNAM 8.7920% 161017	2.64
RMBNAM 9.55% 300318	2.41
NEDNAM 9% 300318	2.41
RMBNAM 9.08% 070518	2.39
RMBNAM 9.9% 150218	2.14
SBKNAM 8.5500% 241117	1.92
RMBNAM 9.48% 150318	1.82

Collective Investment Schemes in Securities (CIS) are generally medium to long term investments. The value of participatory interests may go down as well as up and past performance is not necessarily a guide to the future. CIS are traded at ruling prices and can engage in borrowing and scrip lending. Figures quoted are from INET and Morningstar for the period ending 30/04/2016 for a (lump sum / monthly investment), using NAV/NAV prices with income distributions reinvested. Portfolios are valued daily at approx. 15h00. Forward pricing is used. Instructions must reach FNB Namibia Unit Trusts Ltd before 14h00 to ensure same-day value.

FNB Namibia Unit Trusts Ltd Limited (Reg. No. 89/485) does not provide any guarantee, either with respect to the capital or the return of this portfolio.