



## FNB Namibia Unit Trusts - Money Market Fund

## MONTHLY FEEDBACK – 30 April 2014

### Portfolio Objective

The FNB Namibia Unit Trusts Money Market Fund aims to have capital security and liquidity as its primary objectives. The portfolio aims to outperform the benchmark over a rolling on-year period.

### Investable Universe of Portfolio

The portfolio can invest in South African and Namibian cash and fixed interest instruments issued by the banks, government, parastatals, corporates and other structured finance special purpose vehicles (SPVs).

### Portfolio Data

<b>Portfolio Benchmark</b>	65% STeFI; 35% IJG Namibia Money Market Index
<b>Portfolio Size</b>	N\$ 1.51 billion
<b>Portfolio Manager</b>	Conrad Wood
<b>Inception Date</b>	1 February 2003
<b>Initial Management Fee</b>	0.50% (incl. VAT)
<b>Annual Management Fee</b>	0.60% p.a. (excl. VAT)
<b>Minimum Investment</b>	Lump Sum: N\$ 10,000 Monthly: N\$ 500
<b>Contact Details</b>	4th Floor, Millenium Building, Cnr Dr AB May and Robert Mugabe Street, Windhoek, Namibia Tel: 09264 61 299 8001/8 Fax: 09264 61 299 8040

### Yield History

	31/01/2014	28/02/2014	31/03/2014	30/04/2014
<b>Yield</b>	5.78	5.94	5.95	<b>6.58</b>

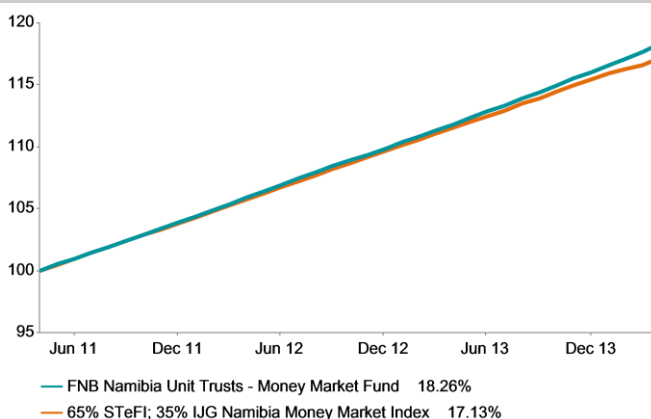
Effective Yield After Fees

### Distribution to Investors (cpu)

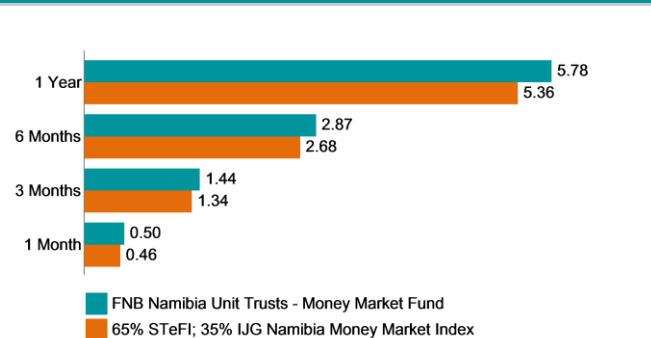
	Jan`14	Feb`14	Mar`14	Apr`14
<b>Dividend</b>	0.000	0.000	0.000	<b>0.000</b>
<b>Interest</b>	0.475	0.435	0.496	<b>0.502</b>
<b>Distribution</b>	0.475	0.435	0.496	<b>0.502</b>

Distribution takes place **Monthly**

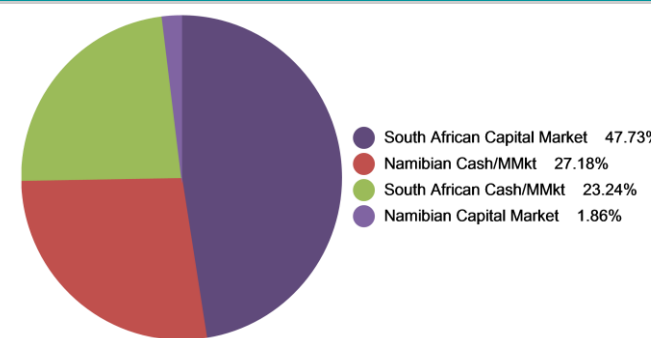
### Investment Performance



### Performance Summary (%)



### Portfolio Allocation (%)



### Risk Classification

Risk	Low	Low- Mod	Mod	Mod- High	High
<b>Term</b>	1-3 mths	3mths-1yr	1-3yrs	3-5yrs	5+yrs