



FNB Namibia Unit Trusts - Money Market Fund

MONTHLY FEEDBACK – 31 March 2014

Portfolio Objective

The FNB Namibia Unit Trusts Money Market Fund aims to have capital security and liquidity as its primary objectives. The portfolio aims to outperform the benchmark over a rolling on-year period.

Investable Universe of Portfolio

The portfolio can invest in South African and Namibian cash and fixed interest instruments issued by the banks, government, parastatals, corporates and other structured finance special purpose vehicles (SPVs).

Portfolio Data

Portfolio Benchmark	65% STeFI; 35% IJG Namibia Money Market Index
Portfolio Size	N\$ 1.44 billion
Portfolio Manager	Conrad Wood
Inception Date	1 February 2003
Initial Management Fee	0.50% (incl. VAT)
Annual Management Fee	0.60% p.a. (excl.VAT)
Minimum Investment	Lump Sum: N\$ 10,000 Monthly: N\$ 500
Contact Details	4th Floor, Millenium Building, Cnr Dr AB May and Robert Mugabe Street, Windhoek, Namibia Tel: 09264 61 299 8001/8 Fax: 09264 61 299 8040

Yield History

	31/12/2013	31/01/2014	28/02/2014	31/03/2014
Yield	5.53	5.78	5.94	5.95

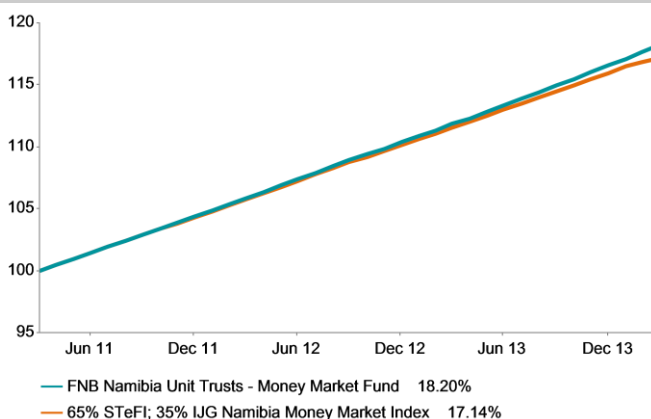
Effective Yield After Fees

Distribution to Investors (cpu)

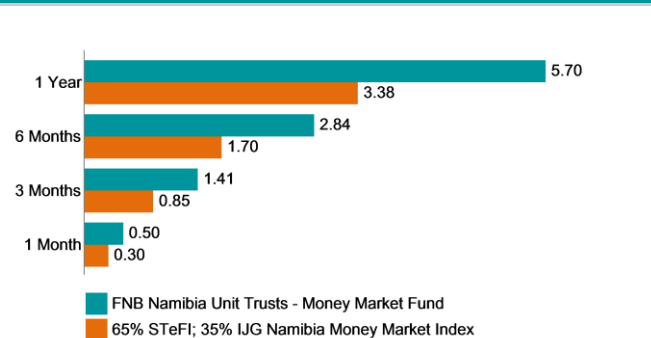
	Dec`13	Jan`14	Feb`14	Mar`14
Dividend	0.000	0.000	0.000	0.000
Interest	0.457	0.475	0.435	0.496
Distribution	0.457	0.475	0.435	0.496

Distribution takes place **Monthly**

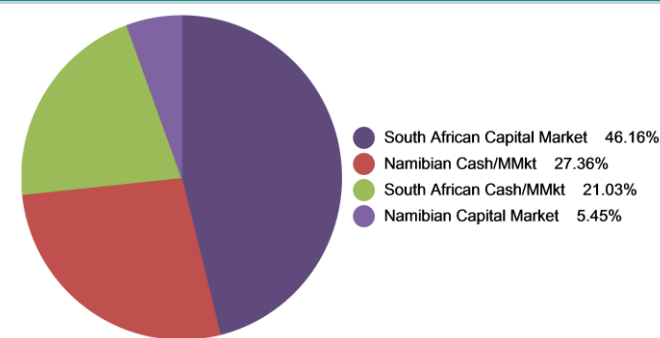
Investment Performance



Performance Summary (%)



Portfolio Allocation (%)



Risk Classification

Risk	Low	Low- Mod	Mod	Mod- High	High
Term	1-3 mths	3mths-1yr	1-3yrs	3-5yrs	5+yrs